


# Year 1 phonics screening













































# What is Phonics?

- \*The children have a 30 minute daily phonics lesson.
- \*Children are taught to read by breaking down **words** 'graphemes' into separate **sounds** or 'phonemes'. They are then taught how to **blend** these sounds together to hear and read the whole word.

There are around 40 different sounds.



a 	o 	x 	t 	e 	p 	r 	i 	n 	m 	h 	b 	d 	g 
s ss 	c k ck 	q qu 	u oo 	j 	y 	ch 	sh 	th 	w wh 				
v 	f ff ph 	ow ou 	l ll 	oa ow oe o e 	oo ue ew u e 	ar 							
ng 	z zz 	ai ay a e 	ear 	igh ie i e 	ee e e ea 	air 							
ure 	oi oy 	or aw au 	er ur ir 	I no go the to into he she we me be was									
you	they	all	are	my	her	said	have	like	so	do	come	some	
		were	there	little	one	when	out	what					

# Why year 1?

\*Every Year 1 child in the country will be taking the statutory phonics screening check in June.

\*The check is very similar to tasks the children already complete during phonics lessons and it will be done with the class teacher.

\*The focus of the check is to ensure that all children can read by the end of year 2. The year 1 screening (mid point) will provide evidence to help teachers plan for year 2.

**It is not a reading test!**

# What will the children do?

- \*The check will take 4 to 9 minutes to complete;
- \*They will be asked to 'sound out' a word and blend the sounds together. e.g. d-o-g - dog
- \*The check will consist of 40 words and non-words;
- \*Children will be told if the word is a real or 'alien' word, with a corresponding alien image.



# Examples of words

in

at

beg

sum


ot



vap



osk



ect





# How will it be administered?



- \*Teachers will conduct all of the screening checks with the children. The children are familiar with this routine.
- \*The children will complete the check one to one in a quiet area of the school.
- \*We are not permitted to indicate to the children at the time whether they have correctly sounded out and / or blended the word.

# And the results....?

- \*The children will be scored against a national standard (*determined by DfE*)

- \*We will inform you of the results during the summer term.

- \*If your child's score falls below the national standard they will be supported and will complete the screening in year 2.



# How can you help?

Encourage your child to use their knowledge of sounds to work out the words when reading and writing.

Digraph- 2 letters making one sound **cow** the children should say this as c-ow and not c-o-w

Trigraphs- 3 letters making one sound **night** the children should say this as n-igh-t and not n-i-g-h-t which does not sound like night.


Split digraphs- 2 vowels with a consonant in between. Use to be known as the magic e! **spine** - **i\_e** **home** - **o\_e**  
**cube** - **u\_e**

# How can you help?

Children can practise their phonics by playing games online. They can choose phase 3, 4, or 5

- \* Buried Treasure
- \* Poop deck Pirates
- \* Dragons' den

<http://www.letters-and-sounds.com/phase-4-games.html>



# How can you help?

**REMEMBER:** Phonics is not the only way you become a good reader. Continue to read with your child each night and encourage them to:

- \* Sound out the words and blend the sounds together.
- \* re-read to check it makes sense, and use pictures for clues.
- \* Ask questions about the book.
- \* And most importantly **ENJOY READING!**

